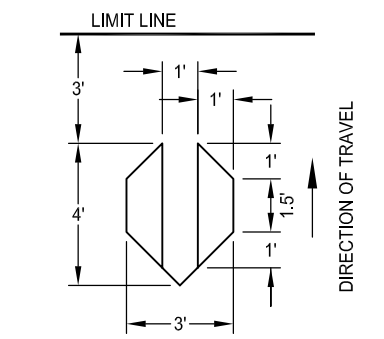
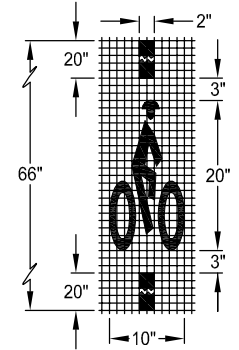


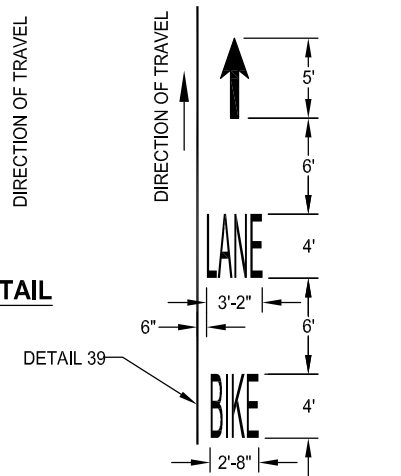
BIKE LOOP INSTALLATION AT MAJOR INTERSECTION WITH RIGHT TURN LANE



BIKE LOOP DETECTOR DETAIL
NOT TO SCALE



BIKE DETECTOR SYMBOL DETAIL
NOT TO SCALE

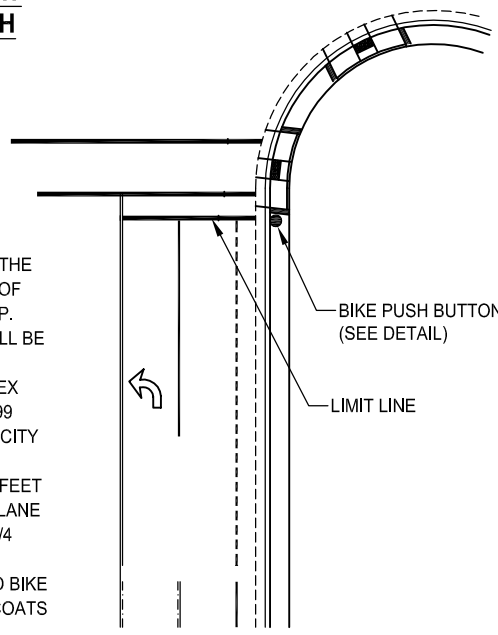


BIKE LANE LEGEND DETAIL
NOT TO SCALE

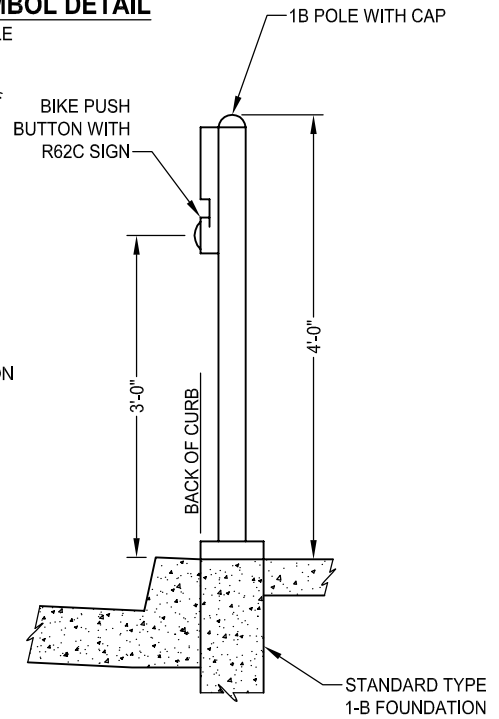
SEE MUTCD 2003, MUTCD 2003 CALIFORNIA SUPPLEMENT AND CALTRANS STD. PLAN A-24A AND A-24D FOR PAVEMENT MARKING, ARROW AND LEGEND.

NOTES:

1. THE BASEPLATE FOR THE 1B POLE SHALL BE LOCATED ADJACENT TO THE LIMIT LINE, FLUSH WITH THE BACK OF CURB AND 1' BEHIND TACTILE STRIP.
2. THE BIKE PUSH BUTTON (BPB) SHALL BE THE LARGE ADA TYPE WITH A 2" DIAMETER BUTTON BY SYNCHRONEX IASY 2121-41 (GREEN) OR IDC HS-799 ADA (OLIVE), AS INDICATED IN THE CITY SPECIFICATION.
3. FOR BIKE LANE WITH LESS THAN 3 FEET IN WIDTH, MEASURING FROM BIKE LANE STRIPE AND LIP OF GUTTER, USE 3/4 SIZE OF BIKE LANE LEGEND.
4. BIKE LANE LEGENDS, ARROWS AND BIKE DETECTOR SYMBOLS SHALL BE 2 COATS OF PAINT.



BIKE PUSH BUTTON INSTALLATION ADJACENT TO BIKE LANE
NOT TO SCALE



BIKE PUSH BUTTON DETAIL
NOT TO SCALE

DATE: 06/09/2009		NOT TO SCALE	
REVISION	BY	APPROVED	DATE
1	DC	DY	06/09/2009

CITY OF ELK GROVE - PUBLIC WORKS

BICYCLE LOOP AND BICYCLE PUSH BUTTON INSTALLATION DETAIL

APPROVED BY: _____

CITY ENGINEER

DRAWING NUMBER

T - 7

