



CITY OF
ELK GROVE
PROUD HERITAGE. BRIGHT FUTURE.

Phone: 916.683.7111
Fax: 916.691.3168

Web: www.elkgrovecity.org

8401 Laguna Palms Way
Elk Grove, California 95758

Modification or Addition to Improvement Standards and Details

Modification Number: AR - 4.7

Effective Date of Change: 2/11/09

Modification:

- Change 90" minimum on lower diagram to 72" minimum to be consistent with elevation above.

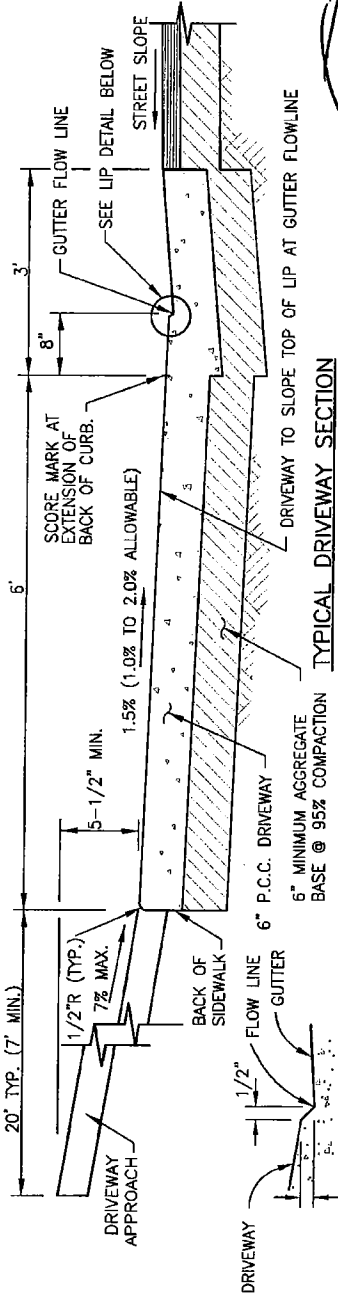
Effect of Modification:

- Correction to detail and consistency with Standard Detail ST-20.

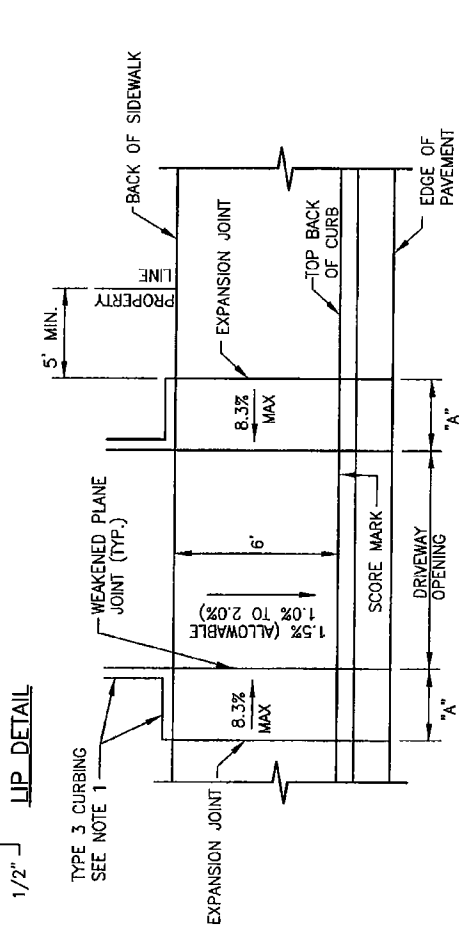
Request for Modification Initiated By: [Signature] 2.11.09
Supervising Construction Inspector Date

Modification Reviewed for Conformity and Consistency to Standards: [Signature] 2/20/09
City Engineer Date

Modification to Improvement Standards Approved: [Signature] 2/20/09
Director of Public Works Date




SLOPE OF GUTTER	"A" (APPROX. LENGTH)
0.25% TO 0.65%	6'-0"
> 0.65% TO 1.75%	7'-0"
> 1.75% TO 2.55%	8'-0"
> 2.55% TO 3.20%	9'-0"
> 3.20% TO 3.70%	10'-0"
> 3.70%	SEE NOTE 2



- NOTES:
- TYPE 3 CURBING ON SITE SHALL EXTEND TO WHERE THE DRIVEWAY APPROACH IS A MINIMUM OF FOUR INCHES ABOVE THE BACK OF SIDEWALK ELEVATION AT THE DRIVEWAY.
 - LENGTH OF DRIVEWAY FLAIR ON STREETS STEEPER THAN 3.70% SHALL REQUIRE SPECIAL APPROVAL BY DESIGN CHIEF OF THE DEPARTMENT OF TRANSPORTATION.
 - A 1-INCH CONCRETE BATTER SHALL BE PLACED ON ALL CURB LIPS.

APPROVED BY: _____
CITY ENGINEER

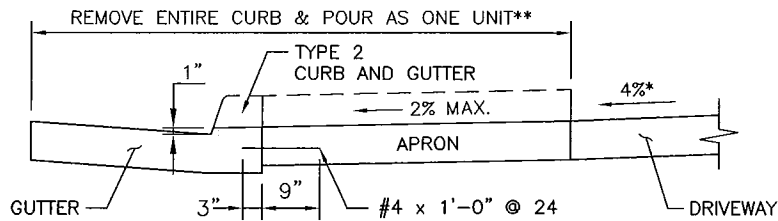
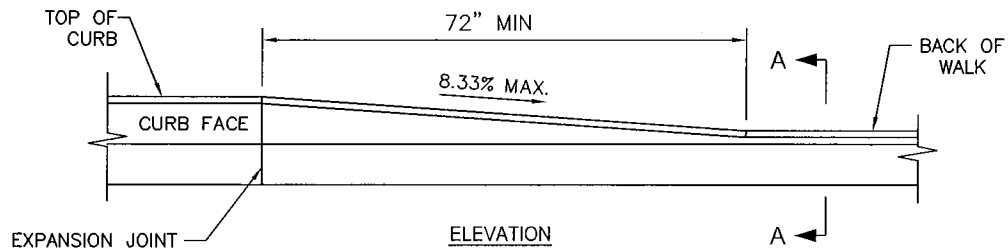
DRAWING NUMBER
ST - 20



CITY OF ELK GROVE - PUBLIC WORKS

**COMMERCIAL DRIVEWAYS
TYPE A-6**

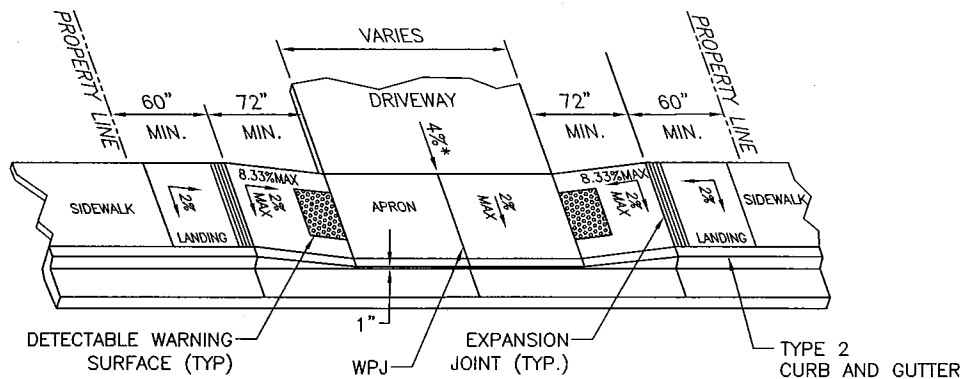
DATE:	NOT TO SCALE		
02/22/2007			
REVISION	BY	APPROVED	DATE



SECTION A-A

NOTES:

- A. DRIVEWAY WIDTH AS PER CITY CODE.
 - B. WEAKENED PLANE JOINTS (WPJ) REQUIRED ON CENTERLINE FOR DRIVEWAYS 10' TO 20' WIDE. DRIVEWAYS 22' TO 35' WIDE SHALL HAVE TWO WPJ EVENLY SPACED AT 1/3 AND 2/3 POINTS.
 - C. ALL CONSTRUCTION AND MATERIALS IN CONFORMANCE WITH SEC 27 AND 50 OF STANDARD SPECIFICATIONS.
 - D. THICKNESS OF APRONS SHALL BE 4" ON RESIDENTIAL DRIVEWAYS AND 6" ON COMMERCIAL DRIVEWAYS. ON COMMERCIAL DRIVEWAYS SIDEWALK SHALL BE REMOVED AND REPLACED WITH 6" OF CONCRETE.
 - E. THERE WILL BE A 48" X 48" LANDING AT THE TOP OF THE RAMP. THE 12" GROOVE BORDER WILL BE PART OF THE LANDING.
 - F. APRON WILL BE DEPRESSED ON CURB AND GUTTER NO.13 WHEN RECONSTRUCTING EXISTING COMMERCIAL DRIVEWAYS.
 - G. DETECTABLE WARNING SURFACE SHALL BE PLACED ON THE RAMP ON EACH SIDE OF THE DRIVEWAY APRON.
 - H. DETECTABLE WARNING SURFACE SHALL BE PLACED 6" FROM THE APRON/RAMP WPJ.
- DESIGNATES THAT ELEMENT MAY BE CONSTRUCTED.
- * ON RECONSTRUCTION THE SLOPE CAN BE 10%.
- ** IF CURB & GUTTER ARE POURED SEPARATE OF APRON THEN DOWELS ARE REQUIRED AT BACK OF CURB. 3" IN CURB AND 9" IN CENTER IF APRON.



DATE: 02/12/2007		NOT TO SCALE	
REVISION	BY	APPROVED	DATE
1	JP	RS	02/11/2009

CITY OF ELK GROVE - PUBLIC WORKS

APPROVED BY:

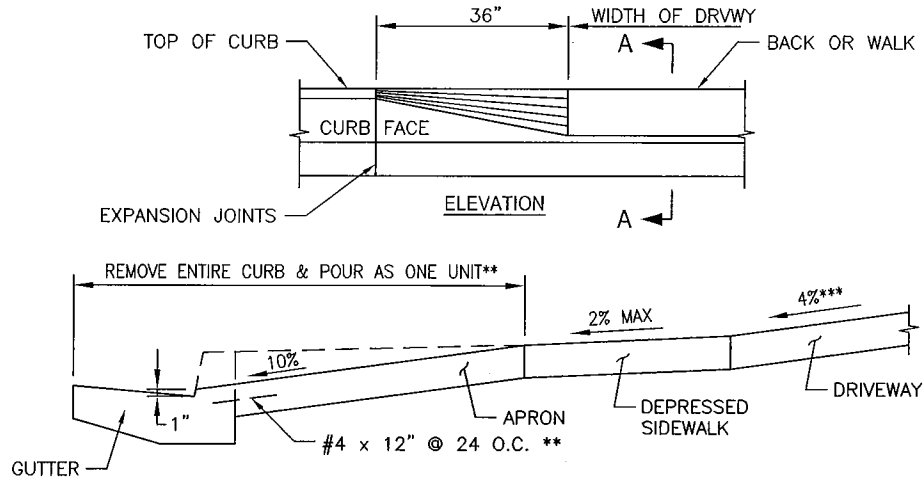
CITY ENGINEER

SIDEWALK DRIVEWAY DETAIL



DRAWING NUMBER

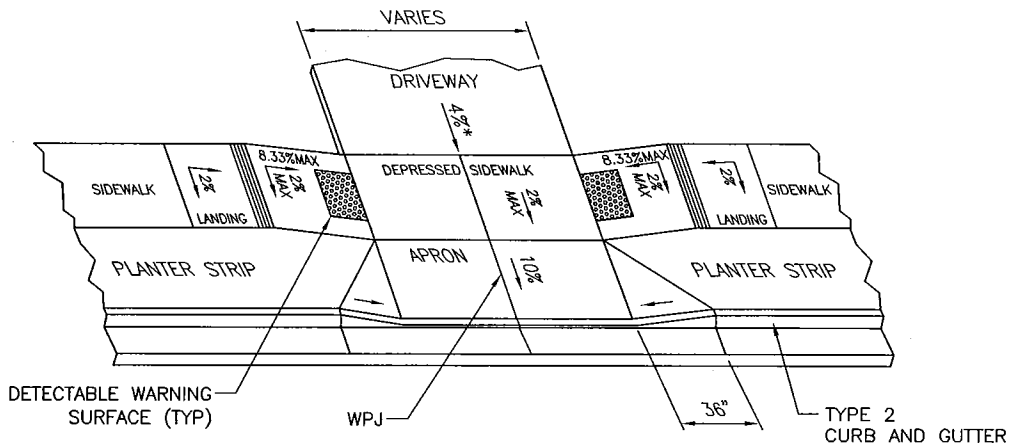
AR - 4.7



SECTION A-A WITH VERTICAL CURB

NOTES:

- A. DRIVEWAY WIDTH AS PER CITY CODE.
 - B. WEAKENED PLANE JOINTS (WPJ) REQUIRED ON CENTERLINE FOR DRIVEWAYS 10' TO 20' WIDE. DRIVEWAYS 22' TO 35' WIDE SHALL HAVE TWO WPJ EVENLY SPACED AT 1/3 AND 2/3 POINTS.
 - C. ALL CONSTRUCTION AND MATERIALS IN CONFORMANCE WITH SEC 27 AND 50 OF STANDARD SPECIFICATIONS.
 - D. THICKNESS OF APRONS SHALL BE 4" ON RESIDENTIAL DRIVEWAYS AND 6" ON COMMERCIAL DRIVEWAYS. ON COMMERCIAL DRIVEWAYS SIDEWALK SHALL BE REMOVED AND REPLACED WITH 6" OF CONCRETE.
 - E. THERE WILL BE A 48" X 48" LANDING AT THE TOP OF THE RAMP. THE 12" GROOVE BORDER WILL BE PART OF THE LANDING.
 - F. DETECTABLE WARNING SURFACE SHALL BE PLACED ON THE RAMP ON EACH SIDE OF THE DRIVEWAY APRON.
 - G. DETECTABLE WARNING SURFACE SHALL BE PLACED 6" FROM THE APRON/RAMP WPJ.
- DESIGNATES THAT ELEMENT MAY BE CONSTRUCTED.
- * ON RECONSTRUCTION THE SLOPE CAN BE 10%.
- ** IF CURB & GUTTER ARE POURED SEPARATE OF APRON THEN DOWELS ARE REQUIRED AT BACK OF CURB. 3" IN CURB AND 9" IN CENTER IF APRON.



DATE: 02/12/2007		NOT TO SCALE	
REVISION	BY	APPROVED	DATE
1	JP	RS	02/11/2009

CITY OF ELK GROVE - PUBLIC WORKS

APPROVED BY:

CITY ENGINEER

PLANTER STRIP DRIVEWAY DETAIL



DRAWING NUMBER

AR - 4.8